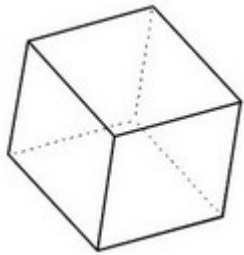





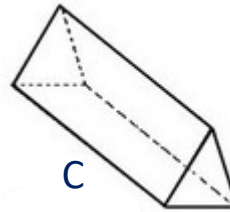
1-Observe les solides suivants :



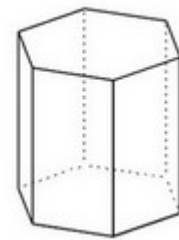
A



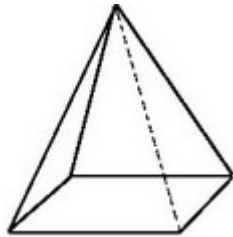
B



C



D

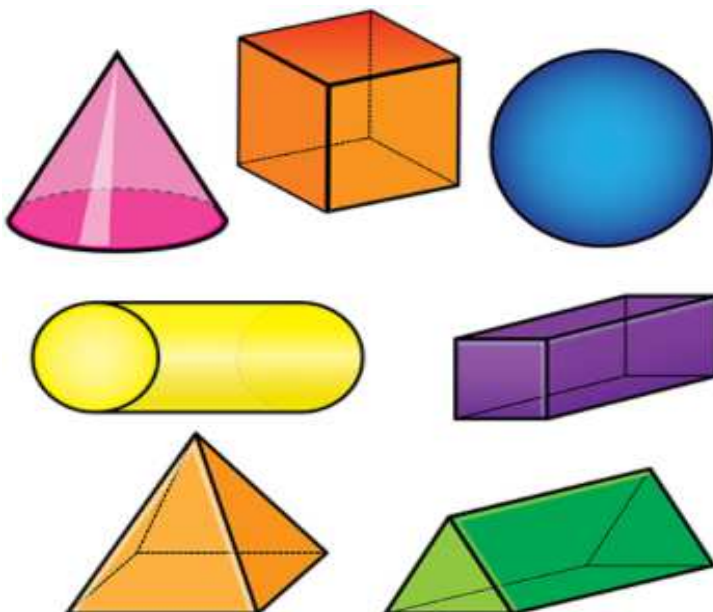


E

Complète le tableau :

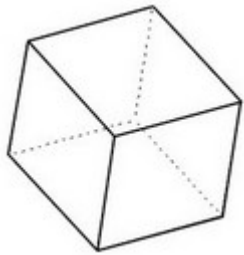
Solide	Nombre de faces	Nombre d'arêtes	Nombre de sommets
A			
B			
C			
D			
E			

3- Entoure en bleu les polyèdres et en rouge les non-polyèdres :

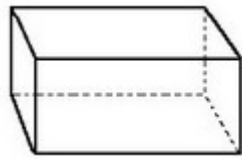




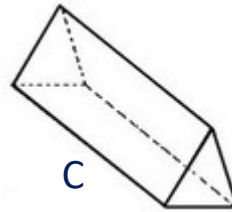
1-Observe les solides suivants :



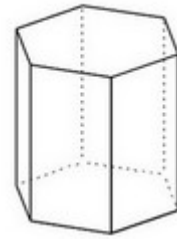
A



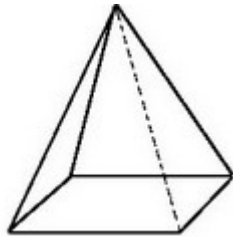
B



C



D



E

Complète le tableau :

Solide	Nombre de faces	Nombre d'arêtes	Nombre de sommets
A	6	12	8
B	6	12	8
C	5	9	6
D	8	18	12
E	5	8	5

3- Entoure en bleu les polyèdres et en rouge les non-polyèdres :

